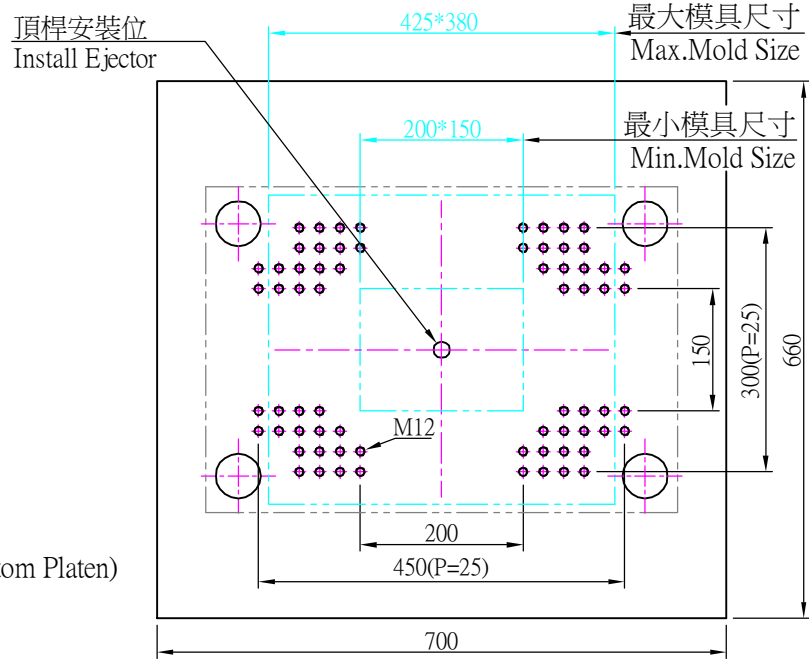
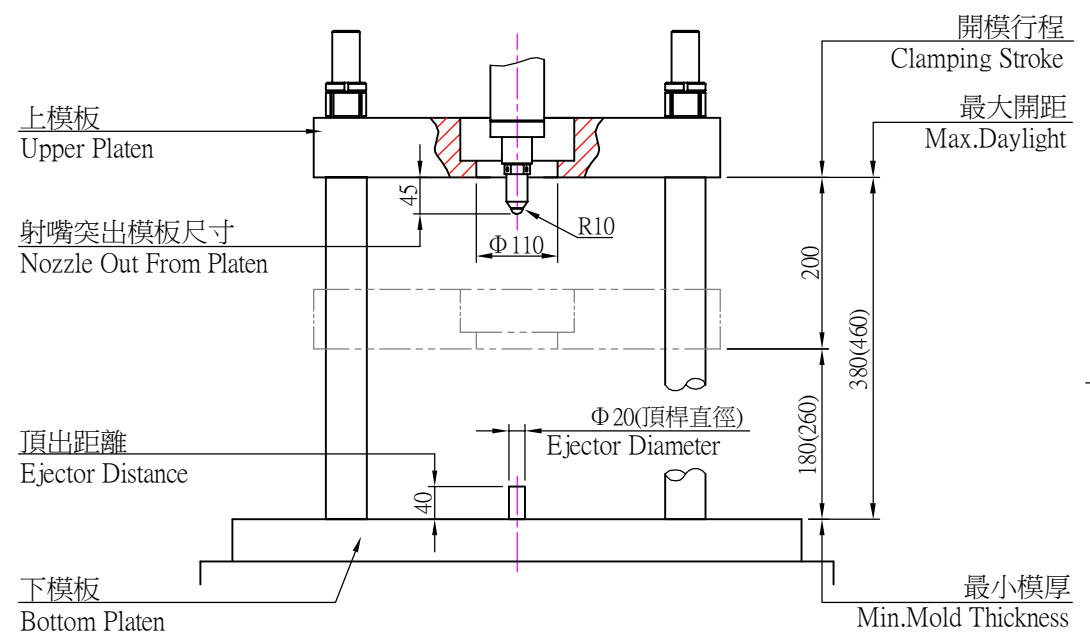


上模板(Upper Platen)



下模板(Bottom Platen)

操作側  Operating Side

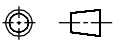


開合模規格示意圖(Clamping Unit Diagram)

備注Remark:
 最小模厚，最大開距括號內的數字是指加增高環後的尺寸。
 The numbers in brackets are the min. mold thickness and max. daylight after adding extension rings.



Drawn By	Checked By	Approved By
		

Projection Type	
-----------------	--

Unit	Scale	Edition
mm	1:9	1

Machine Type	V55
Drawing Name	裝模尺寸 (Mold size loading)
Drawing NO.	V55-MB