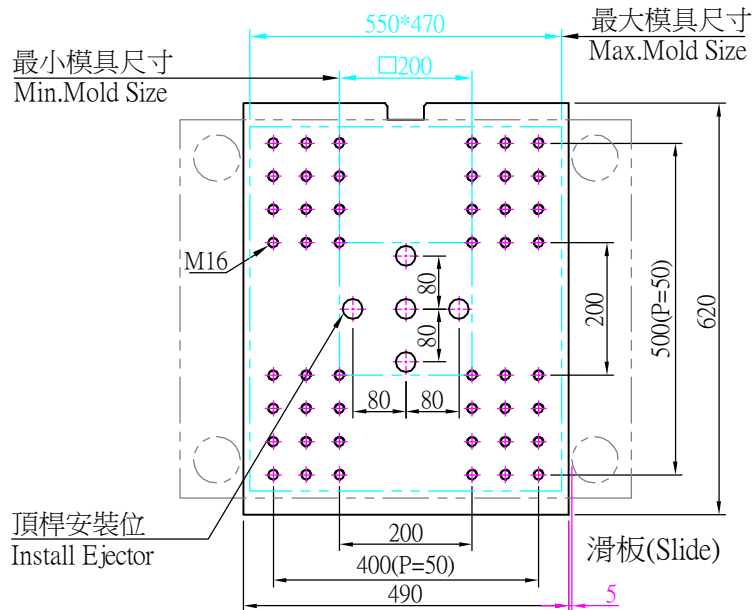


上模板(Upper Platen)

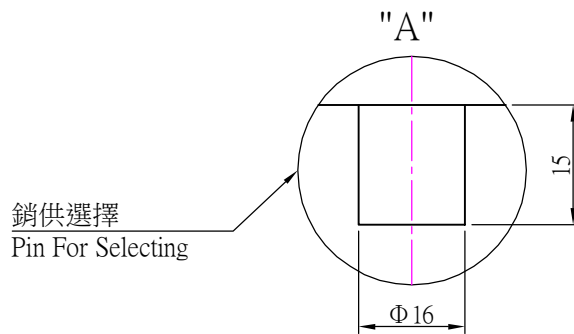
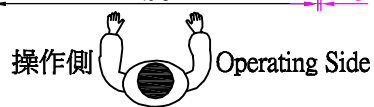


最小模具尺寸
Min.Mold Size

最大模具尺寸
Max.Mold Size

頂桿安裝位
Install Ejector

滑板(Slide)

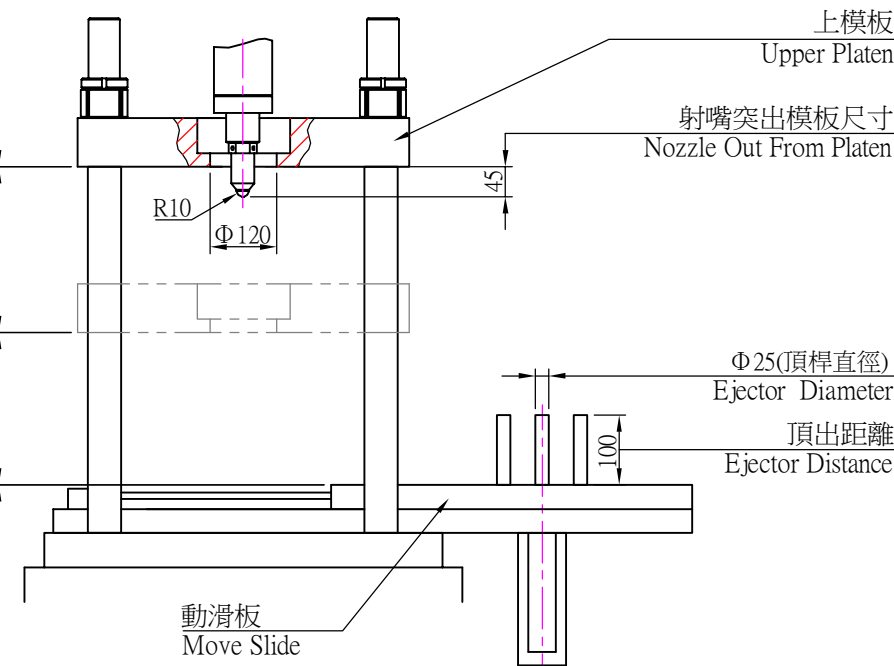


銷供選擇
Pin For Selecting

開模行程
Clamping Stroke

最大開距
Max.Daylight

最小模厚
Min.Mold Thickness



上模板
Upper Platen

射嘴突出模板尺寸
Nozzle Out From Platen

Φ25(頂桿直徑)
Ejector Diameter

頂出距離
Ejector Distance

動滑板
Move Slide

開合模規格示意圖(Clamping Unit Diagram)

備注Remark:

最小模厚，最大開距括號內的數字是指加增高環後的尺寸。

The numbers in brackets are the min. mold thickness and max. daylight after adding extension rings.