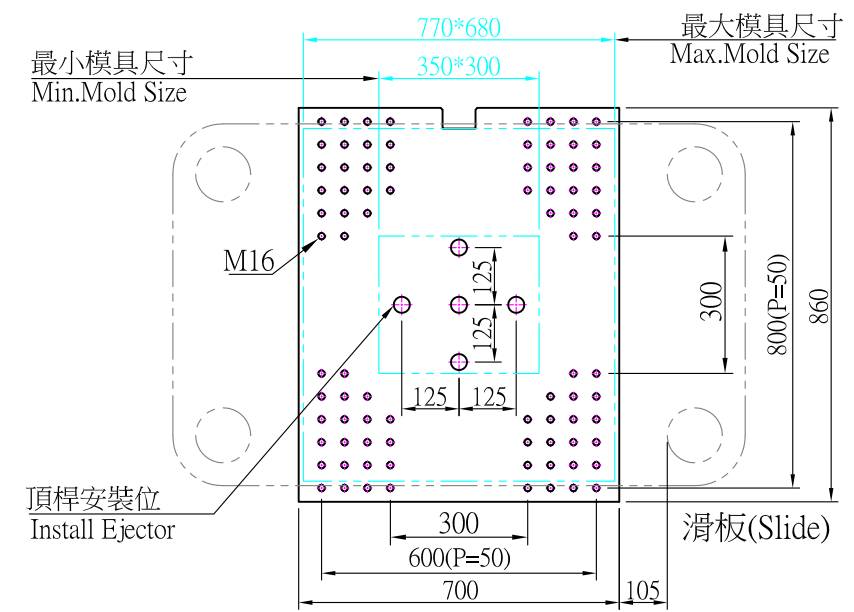
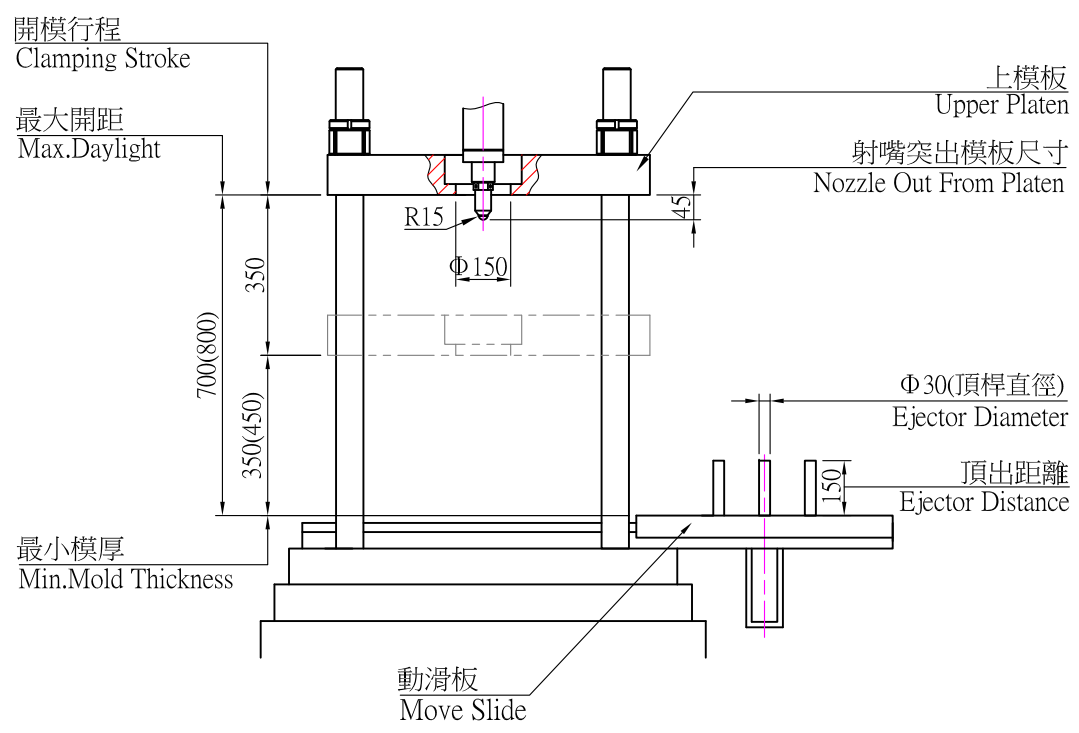
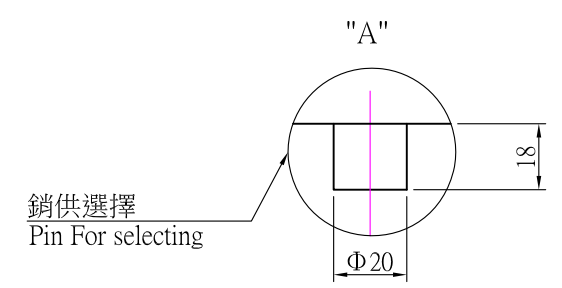


上模板(Upper Platen)



滑板(Slide)



開合模規格示意圖(Clamping Unit Diagram)

備注Remark:  
 最小模厚，最大開距括號內的數字是指加增高環後的尺寸。  
 The numbers in brackets are the min. mold thickness and max. daylight after adding extension rings.

<p>百科机械</p>	Drawn By	Checked By	Approved By	Projection Type	Unit	Scale	Edition	Machine Type	V200S/V250S
	<p>RD05.QRJ Jun.24.2011</p>	<p>RD10.ZHS Jul.1.2011</p>			mm	1:16	1	Drawing Name	裝模尺寸 (Mold Platen Layout)
								Drawing NO.	V200S-MB